

VICTACODE INSTANT PARTS

PLAN












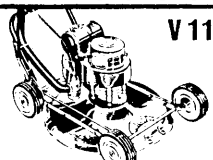











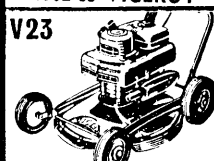















for owners of
Victa Pace &
Mayfair mowers











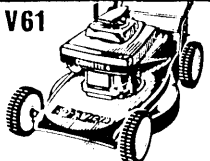
















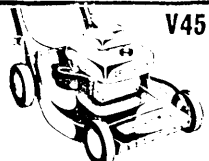
























Identify your mower from the illustrations below. Make a note of your VICTACODE and keep it in your wallet. At the same time letter the code on a cardboard tag and tie it to the handle of your mower. Then whenever you need new blades or any other parts for your mower, simply quote the Victacode number to be sure you receive the *right parts* for your model and to avoid risk of imitations being sold to you.

Virtually any part of any Victa of any age can be replaced, repaired or rebored. If your stockist doesn't have the Victacode part you need, he can get it for you quickly—at the worst in a matter of days, often in hours. To fit the wrong part—even if the difference is slight (as is the case with some blade types)—can be dangerous and certainly won't help you to obtain maximum efficiency from your mower.

In future play it safe . . . always quote your Victacode number when buying spare parts—it's the easy way to ensure you get the RIGHT part and to avoid any risk of mistakes.

NOTE: Genuine Victa parts are available for all MAY-FAIR mowers and for most PACE models. Any Victa, Pace or Mayfair mower equipped with a Series 70 engine, comes under the Victacode plan.

| | | | | | | | | |
|---|---|---|---|---|---|---|---|---|
|  |  V1 |  V2 |  V3 |  V4 |  V5 |  V6 |  V7 |  V8 |
| | 1955-56 ROTOMO 18" | 1956-57 ROTOMO 18" | 1957-58 ROTOMO 18" | 1957-58 ROTOMO 18" | 1957-60 SPECIAL 18" | 1960-61 SHEERLINE | 1960-61 SHEERLINE | 1960-61 FOUR STAR |
|  V9 |  V10 |  V11 |  V12 |  V13 |  V14 |  V15 |  V16 |  V17 |
| 1960-61 STANDARD | 1961-62 FOUR STROKE | 1962-63 UTILITY | 1962-63 CADET | 1962-63 ENVOY | 1962-63 VICEROY | 1962-63 VICEROY | 1962-63 AMBASSADOR | 1963-64 UTILITY |
|  V18 |  V19 |  V20 |  V21 |  V22 |  V23 |  V24 |  V25 |  V26 |
| 1963-64 CONSUL 2 | 1963-64 CONSUL 4 | 1963-64 CORVETTE 2 | 1963-64 CORVETTE 4 | 1963-64 COMMANDER SUPER 4 | 1964-65 UTILITY | 1964-65 CONSUL 2 | 1964-65 CONSUL 4 | 1964-65 CORTINA 2 |
|  V27 |  V28 |  V29 |  V30 |  V31 |  V32 |  V33 |  V34 |  V35 |
| 1965-66 CORTINA 2 | 1964-66 CORTINA 4 | 1964-66 CORVETTE 4 | 1965-66 CONSUL 4 | 1964-65 COMMANDER SUPER 4 | 1964-66 SELF PROPELLED | 1964-65 CORVETTE | 1965-66 CORVETTE | 1965-67 UTILITY |
|  V36 | <h2>Which mower is yours?</h2> | | | | | |  V37 |  V38 |
| 1965-68 CONSUL 2 | | | | | | | 1966-68 SELF PROPELLED | 1966-68 CORVETTE 4 |

| | | | | | | | | | |
|---|--|---|---|---|---|---|---|--|---|
|  V39 1966-68 CORVETTE 2 |  V40 1967-68 CORVETTE 2 |  V41 1966-68 CORTINA 2 |  V42 1967-68 UTILITY |  V55 1968-69 NEW-UTILITY |  V56 1968-69-70 NEW-UTILITY |  V57 1968-69 SPECIAL 2 |  V58 1969-70 UTILITY |  V59 1969-70 SPECIAL | |
|  V60 1968-69 CORTINA 2 |  V61 1968-69 CORVETTE 4 |  V62 1968-69 CORVETTE 2 |  V63 1969-70-71 CORTINA |  V64 1969-70-71 CORVETTE 4 |  V65 1969-70-71 CORVETTE 2 |  V66 1968-69 SELF-PROPELLED |  V67 1968-70 KEY-LECTRIC |  V68 1969 SELF-PROPELLED | |
|  V69 1970-71 SELF-PROPELLED |  V80 1970-71 VC160 |  V81 1970-71 SPECIAL |  V82 1970-71 UTILITY |  V83 1970-71 UTILITY |  V87 CONSUL PROFESSIONAL |  PACE | |  V43 1965-67 SPECIAL 4 |  V44 1965-67 DE LUXE 4 |
|  V45 1965-66 DE LUXE 2 |  V46 1966-67 DE LUXE 2 |  V47 1965-66 SPECIAL 2 |  V48 1966-68 SPECIAL 2 |  V49 1967-68 DE LUXE 2 |  V50 1967-68 DE LUXE 2 |  V51 1967-68 PREMIER |  V52 1967-68 PREMIER |  V70 1968-69 UTILITY 2 | |
|  V71 1968-69 DE LUXE 2 |  V72 1969-70 UTILITY |  V73 1968-69 PREMIER 2 |  V74 1968-69 AUTO-KEY |  V75 1969-70 PREMIER |  V84 1970-71 PREMIER |  V85 1970-71 UTILITY |  V88 1970-71 DE LUXE 4 |  V89 1970-71 UTILITY 4 | |
|  MAYFAIR | |  V53 1965-68 MAYFAIR 2 |  V54 1965-68 MAYFAIR 4 |  V76 1968-69 MAYFAIR 2 |  V77 1968-69 MAYFAIR 4 |  V78 1969-71 MAYFAIR 2 |  V79 1969-71 MAYFAIR 4 | <i>Please note that mowers coded V87, V88, V89, V90, V91 are special EXPORT models and are not available currently in Australia.</i> | |

Use the Victacode instant parts plan to be sure you buy the right parts for your mower and to avoid imitations